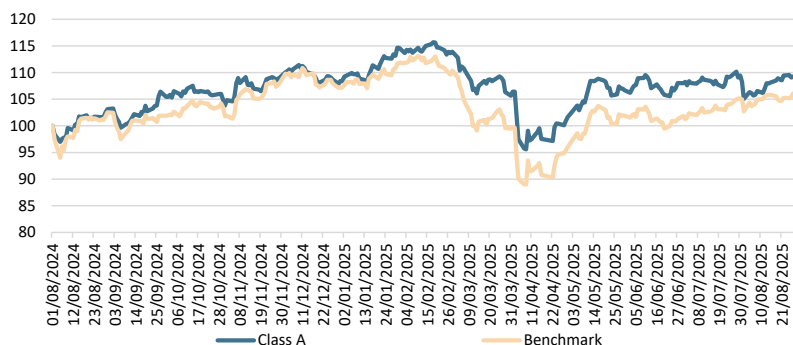


Anta Quality Renta Variable Global is an actively managed fund that invests globally in stocks of high-quality, industry-leading companies with low debt, monopolistic market structures and strong competitive advantages. The fund's objective is to outperform its benchmark index. The strategy is dynamically managed through quantitative and qualitative analysis, allowing access to a highly diversified portfolio of stocks.

Risk Indicator



Performance



	Month	3 months	6 months	YTD	1 year
Class A	0,71%	2,23%	-4,30%	0,58%	5,71%
Benchmark	0,04%	3,06%	-4,81%	-1,99%	2,45%

Manager's Commentary

The fund closed the month with a return of 0,71%, outperforming its benchmark index, which returned 0,04%. This was mainly due to the strong performance of our healthcare stocks, our geographical positioning with a positive bias towards Europe, and the weakness of the US dollar. There were no significant changes in the portfolio during August.

The fund received net capital inflows, which were used to increase the weighting of positions we consider most attractive, such as Novo Nordisk, DSV, London Stock Exchange, JD.com, Canadian Pacific Kansas City, and Salesforce. At the end of the month, the fund was approximately 97% invested, with the remainder held in cash.

Principal characteristics

Category	International Equity	
ISIN	Class A	ES0109266009
Management Company	Anta Asset Management	
Depositary	Banco Inversis	
Auditor	PWC	
Currency	EUR	
Minimum investment	Class A	1 share
AUM (millions)	6,34	
Management fee	Class A	1,70%

Key information

Portfolio volatility	14,40
Tracking error	8,61
Alpha	5,52
Beta	0,74
Information Ratio	0,61
Sharpe Ratio	0,44

Management team



Federico Battaner
Investment Director



Víctor Morales
Fund Manager

Asset allocation

Asset class	%
Equity	96,80%
Liquidity	3,24%

Currency allocation

Currency	Value	%
U.S. Dollar	3.875.150,65	61,11%
Euro	1.072.682,00	16,92%
Pound Sterling	507.776,93	8,01%
Danish Krone	299.143,98	4,72%
Australian Dollar	178.769,11	2,82%
Japanese Yen	177.324,60	2,80%
Swiss Franc	27.830,94	0,44%

Market capitalization per position

Bucket	Value	%
Cash	205.215	3,24%
< €250m	0	0,00%
€250m-2bn	143.105	2,26%
€2bn-10bn	1.257.902	19,84%
> €10bn	4.737.672	74,71%

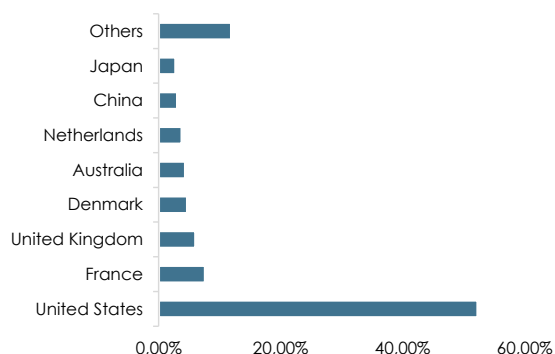
Top 10 equity holdings

Asset name	%
Alphabet Inc	2,30%
Novo Nordisk Foundation	2,27%
Elevance Health Inc	2,15%
Salesforce.Com Inc	2,07%
Berkshire Hathaway Inc	2,04%
Match Group Inc	2,02%
Meta Platforms Inc	1,99%
Rio Tinto Plc	1,94%
Dsv As	1,94%
Iqvia Holdings Inc	1,93%

Top 10/20/30

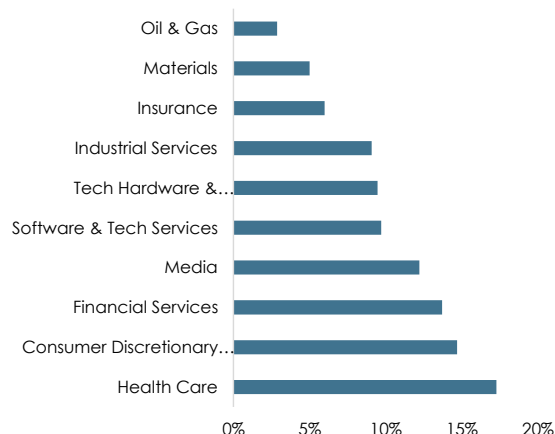
Top 10	20,66%
Top 20	39,07%
Top 30	54,71%

Countries allocation



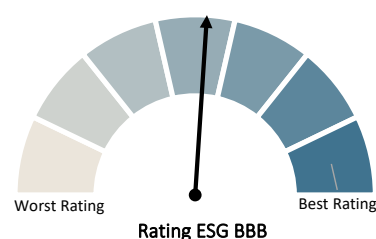
Source: Anta AM

Sector allocation



Source: Anta AM

ESG Rating



Source: Clarity

This document has been prepared by Anta Asset Management SGIIC for information purposes only and does not constitute a recommendation to buy or sell. We advise potential investors to consult their advisors, prior to any investment, on the legal and tax implications of the investment, as well as, if applicable, on its suitability or appropriateness. All this with the understanding that no person should invest in financial products without having the capacity to evaluate, by himself or through his advisor, the advantages and risks of the investment. You can find the mandatory and necessary legal information on the website of Anta Asset Management SGIIC: www.anta-am.com Anta Asset Management SGIIC is a management company with CIF A-13937453 and registered with the CNMV under number 288.